

# **SAFETY PERFORMANCE TARGET SETTING FOR CY 2020**

**Transportation Subcommittee  
September 20, 2019**

# **ACTION REQUESTED**

**Recommend this item to the Policy Committee at its October 2019 meeting:**

**Adopts safety related performance targets for calendar year 2020 for inclusion in the current 2018-2021 Transportation Improvement Program (TIP) and the AIM Forward 2040 Long Range Transportation Plan.**

## **PREVIOUS ACTION**

**This action updates safety performance targets approved by the Board of Directors (Resolution 2019-022) for the current 2018-2021 Transportation Improvement Program (TIP) and the AIM Forward 2040 Long Range Transportation Plan.**

# BACKGROUND

- **Safety Performance Management (Safety PM) is part of FHWA's overall Transportation Performance Management program**
  - Started in MAP-21
  - Continued in the FAST Act
  - 23 CFR490: FHWA's Safety Performance Management Measures Final Rule
- **Supports the Highway Safety Improvement Program (HSIP)**



# BACKGROUND

## Five Safety Performance Measures:

1. Number of Fatalities
2. Number of Serious Injuries
3. Rate of Fatalities per 100 million Vehicle Miles Traveled (VMT)
4. Rate of Serious Injuries per 100 million VMT
5. Number of Non-motorized Fatalities and Non-motorized Serious Injuries

**Based on five-year rolling averages**

# BACKGROUND

**In March 2019, the Board of Directors adopted ODOT targets of 1% reduction for all performance measures:**

- ODOT's Highway Safety Improvement Program (HSIP) and NOACA's Regional Safety Program (RSP) share parallel goals
  - ODOT: Strategic Highway Safety Plan
  - NOACA: SAVE: NOACA's Plan for Transportation Safety
- Both safety plans share a zero deaths vision
- Similar emphasis areas

# NOACA SAFETY PERFORMANCE

Category	Year					
	2018	2017	2016	2015	2014	2013
Fatalities	109	166	155	142	96	95
Serious Injuries	1,021	1,217	1,326	1,307	1,183	1,186
Rate of Fatalities	0.63	0.98	0.91	0.85	0.58	0.57
Rate of Serious Injuries	5.90	7.22	7.81	7.86	7.12	7.15
Non-Motorized Fatalities and Serious Injuries	144	174	160	168	131	144



**New Rolling 5-Year Average**



# BACKGROUND

## NOACA Targets for CY 2018 (1% Reductions)

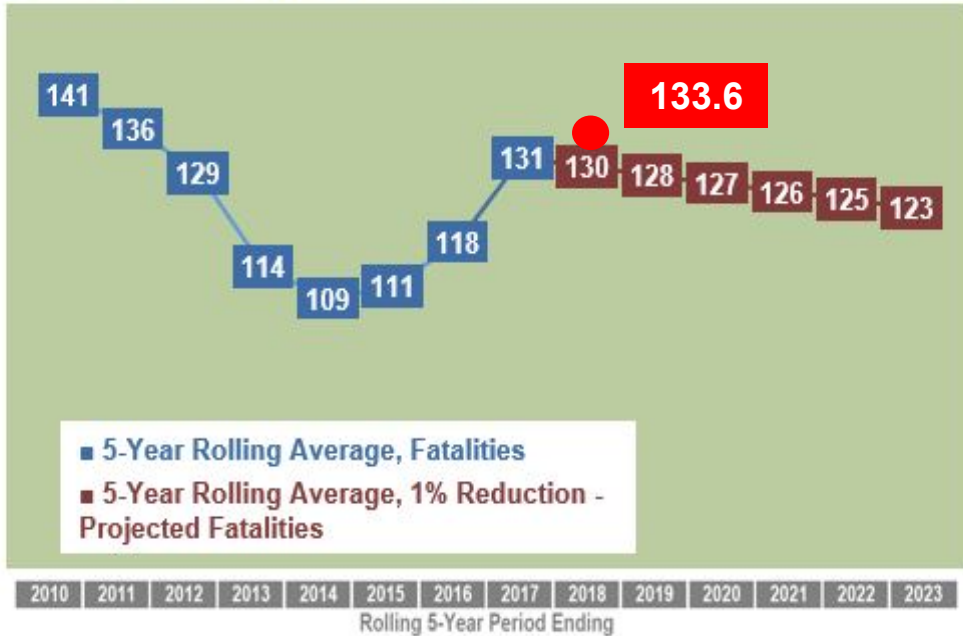
Performance Measure	Based on Rolling 5-Year Averages			Result
	Baseline (CY '13-'17)	CY '14-'18 Targets	CY '14-'18 Actual	
Fatalities	130.8	129.7	133.6	<b>NOT MET</b>
Serious Injuries	1,244.8	1,232.6	1,210.8	<b>MET</b>
Rate of Fatalities	0.775	0.767	0.792	<b>NOT MET</b>
Rate of Serious Injuries	7.400	7.326	7.182	<b>MET</b>
Non-Motorized Fatalities and Serious Injuries	155.4	153.8	155.4	<b>NOT MET</b>



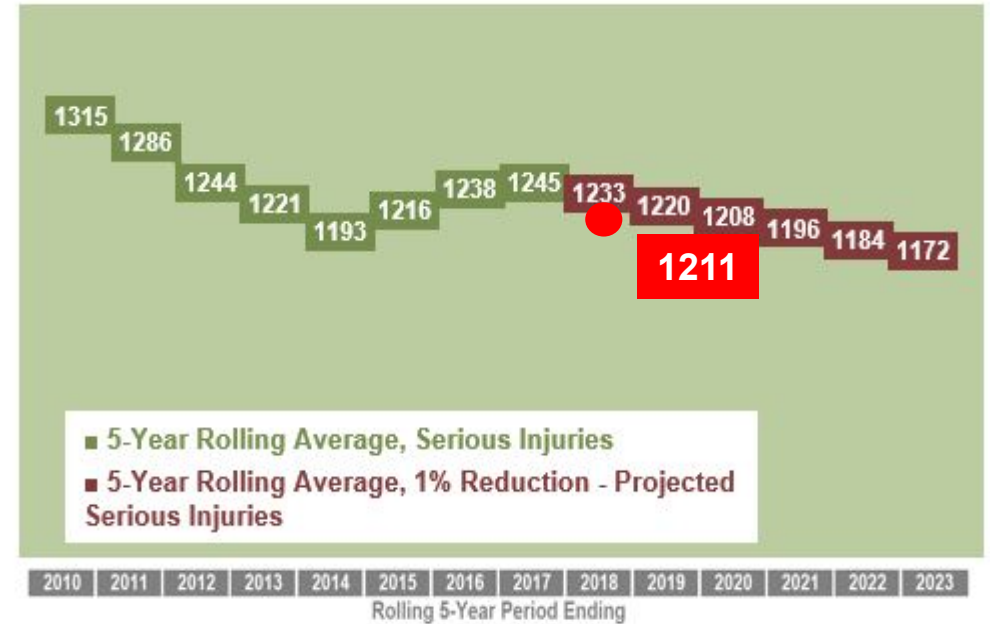
# BACKGROUND

## SAVE Plan FSI Performance Measures & Goals

NOACA FATALITY REDUCTION GOALS



NOACA SERIOUS INJURY REDUCTION GOALS



2018 (actual): 109 Fatalities  
 2018 (actual): 1021 Serious Injuries

**Note:** The data points for 2018 shown in red above reflect the “rolling 5-year averages” in each category, NOT the annual performance for that year.






# BACKGROUND

## Target Setting Establishment:

- State: August 31 annually
- MPO: February 27 annually (180 days after the State)



# BACKGROUND

## MPO Target Setting Requirements

- Agree to plan and program projects so that they contribute toward the accomplishment of the State DOT safety target for a safety performance measure
  - or -
- Commit to a quantifiable target for a safety performance measure for the metropolitan planning area

# TARGET SETTING RECOMMENDATION

**This year, ODOT increased the reduction for safety targets in all five areas from 1% to 2%.**

- Recommended to adopt ODOT targets of a 2% reduction for all safety performance measures.**

# TARGET SETTING RECOMMENDATION

## NOACA Targets for CY 2020 (2% Reductions)

Performance Measure	Baseline (CY '13-'17)	CY '19 Targets	Reset 5-Yr Rolling Avg's  ➔	Baseline (CY '14-'18)	CY '20 Targets
Fatalities	130.8	128		133.6	128
Serious Injuries	1244.8	1,220		1210.8	1,163
Rate of Fatalities	0.77	0.76		0.79	0.76
Rate of Serious Injuries	7.4	7.25		7.18	6.90
Non-Motorized Fatalities and Serious Injuries	155.4	152		155.4	149

# TARGET SETTING RECOMMENDATION

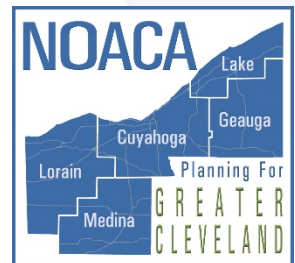
## MPO Support of State HSIP Targets

- Address areas of concern for fatalities and serious injuries
- Include performance measures in the Metropolitan Transportation Plan (Long Range Transportation Plan)
- Integrate the safety goals, objectives, performance measures, and targets into the MPO planning process
- Link investment priorities of the TIP to achievement of HSIP targets.

# NEXT STEPS

- Pending Board approval, the AIM Forward 2040 plan and the 2018-2021 TIP will be amended to reflect the CY 2020 adopted safety targets.
- Staff will support these targets by working to implement the recommendations and strategies outlined in “SAVE: NOACA’s Regional Safety Action Plan.”

**NEXT  
STEPS**



# ACTION

**Recommend this item to the Policy Committee at its October 2019 meeting:**

**Adopts safety related performance targets for calendar year 2020 for inclusion in the current 2018-2021 Transportation Improvement Program (TIP) and the AIM Forward 2040 Long Range Transportation Plan.**



**Motion  
Second  
Discussion  
Put the Question**



**NORTHEAST  
OHIO**

Lake  
Geauga  
Cuyahoga  
Lorain  
Medina

**AREAWIDE  
COORDINATING  
AGENCY**

**NOACA: Planning For Greater Cleveland**

NOACA will **STRENGTHEN** regional cohesion, **PRESERVE** existing infrastructure, and **BUILD** a sustainable multimodal transportation system to **SUPPORT** economic development and **ENHANCE** quality of life in Northeast Ohio.

